
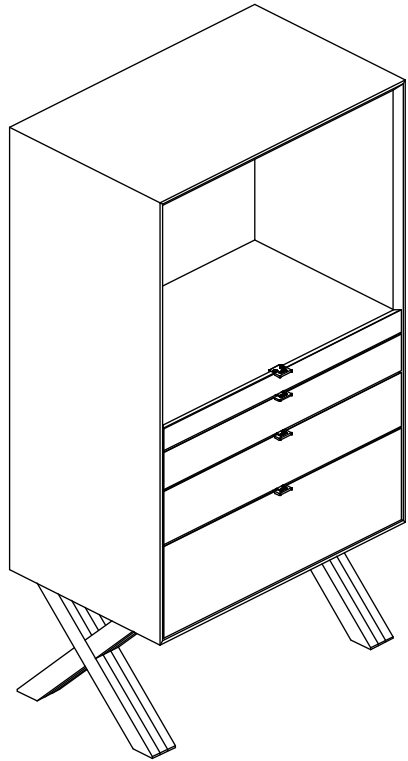




815mm X-DRAWER 815w x 500d x 1132h

X-DRAWER unit made from birch ply.
25mm bevelled frame and FORBO linoleum drawer faces.
Features fixing knuckles to side panels.



500

500



1520

X-PLY™

815 X-DRAWERS